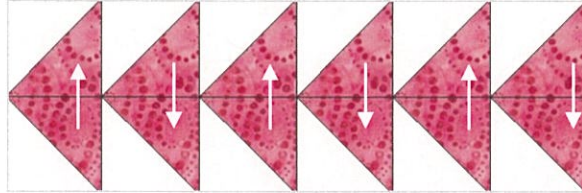
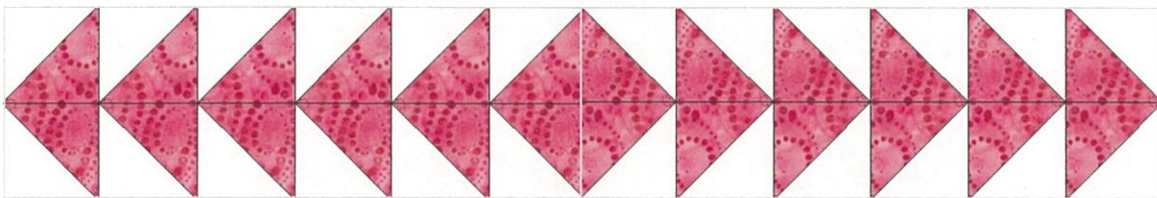


Graceful Moments Bonus Tablerunner.

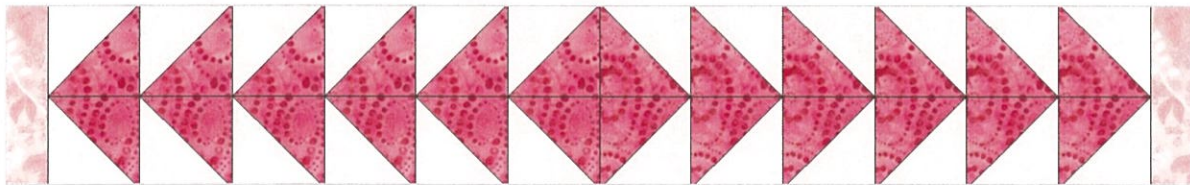
Sew the Flying Geese units as shown below. Finger press the HST seams in opposite directions as you sew the rows together to reduce bulk. Make (2).



Sew these groups in a row, reversing one group. Press.



From the 2" wide light pink strips, cut (2) rectangles 6-1/2" long. Sew the remaining strips end to end, mitering the join if you prefer. Sew these rectangles to both ends of the center that you just created. Press to the border.



Measure through the center. It should be 39-1/2" long but, if not, use YOUR measurement. Cut two light pink strips to this measurement and sew to the top and bottom. Press to the border.

Repeat this process with the 2-1/2" wide light green strips.



Enjoy!