

**MYSTERY IN MIDDLEBURGH**  
**October Clues**

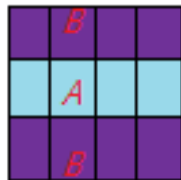
(¼ inch is used for all seam allowances)

**Check this out!**

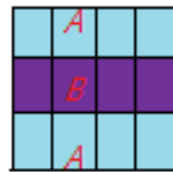
**KEY Print type/color: 35 blocks (24 blocks)**

♥ Rainbow & #Scrappy

1. Cut strips 2½” wide by cutting across the previously sewn strips as shown:



STRIP X

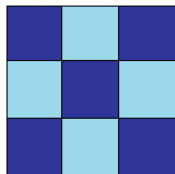


STRIP Y

Do this to all sets, keeping them in separated X strip group and Y strip group; there are twice as many X as there are Y.

2. Sew the strips together in this order: X Y X; forming a square of checkers with the B fabric center and corners & looks this way:

3. Press seams toward center.



4. Square up the block to 6 ½ x 6 ½ inches.

**Treat: Sugared Stuffed Figs**

1 pound figs

1 bag walnut halves

Sugar

1. Cut a slit into each fig and stuff a walnut half into the fig.

2. Roll figs in sugar.

(Traditional recipe)