





OUR OLD STANDBY: THE NINE-PATCH QUILT




Big Kid Quilts = 54" x 72"
Use 9" blocks, 9-patch and alternates, set 5 x 7
Add a 4 1/2" border (cut 5") -- total size 54" x 72"
Yardage: 9-patch -- 1 yard dark, 3/4 yard light
Alternate blocks: 1 1/2 yards
Borders: 1 yard -- Binding: 1/2 yard



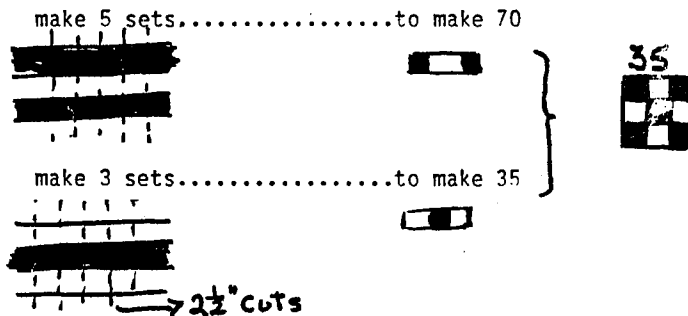
Little Kid Quilts = 42" x 60"
Use 6" blocks, 9-patch and alternates, set 7 x 10
Yardage: 9-patch -- 1 yard dark, 3/4 yard light
Alternate blocks: 1 1/2 yards
Binding: 1/2 yard

How? For Big-Kid Quilt: cut 3 1/2" strips, 8 dark and 7 light
make 3 sets.....to make 36



Also cut 5 9 1/2" strips of plain fabric, then cut them into 17 9 1/2" squares.
Assemble 9-patches and alternate blocks, 5 across and 7 down.
Add 4 1/2" (cut 5") borders.

For Little-Kid Quilts: cut 2 1/2" strips, 13 dark, 11 light




Cut 6 6 1/2" strips of plain fabric, then cut into 35 alternate squares.
Assemble 9-patches and alternate blocks, 7 across and 10 down. Add no border


VARIATION.....Use same 9-patches and same yardage for B.K. and L.K. quilts as above.
The only change is in the alternate block, which is pieced instead of plain.
New alternate block yardage, 1 yard light, 1/2 yard dark for both sizes.

Make sets as follows:

- B.K. Cut strips 3 1/2" Make 5 sets Cut 17 9 1/2" blocks
L.K. Cut strips 2 1/2" Make 6 sets Cut 35 6 1/2" blocks



Alternate Blocks:



6 1/2" or 9 1/2" cuts

Or use templates:
For Little-Kid quilts, use a 2" template (2 1/2" with seams) and a 6" alternate block template (6 1/2" with seams)
For Big-Kid quilts, use a 3" template (3 1/2" with seams), and a 9" alternate block template (9 1/2" with seams).
...For Little Kids, make 35 9-patches and 35 alternate blocks
...For Big Kids, make 18 9-patches and 17 alternate blocks.