

PARQUET

QUILT Schenectady Mystery Quilt 2014-15

Designed by Kathryn Greenwold

PART 5 – January

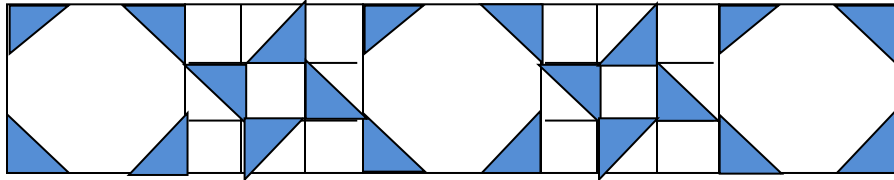
You will put the center of your top together this month.

For the large quilt, you have 15 of each block. For the smaller quilt, you have 10 of each block. Your layout will be slightly different for each quilt size variation.

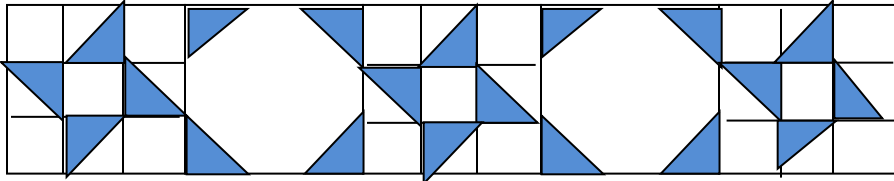
Large Quilt

Set your quilt in 6 rows of 5 blocks as shown below.

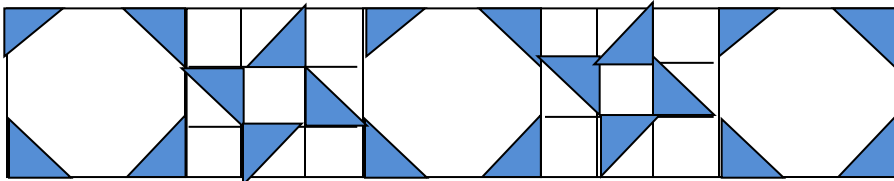
ROW 1



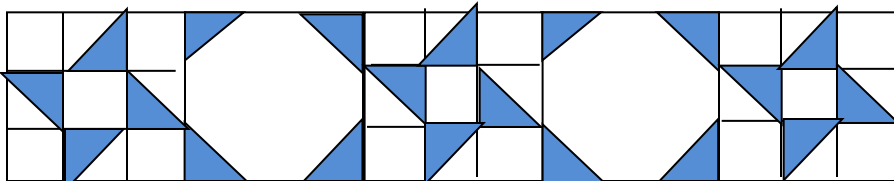
ROW 2



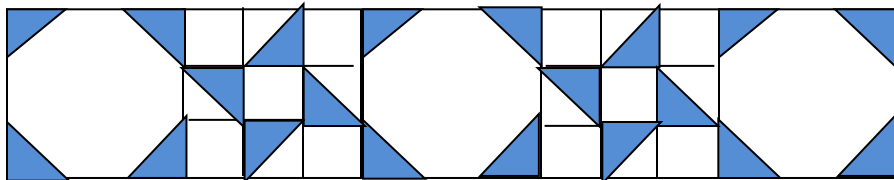
ROW 3



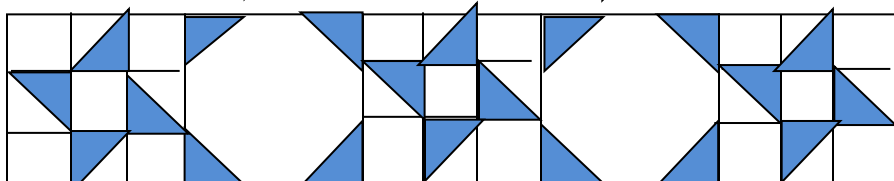
ROW 4



ROW 5



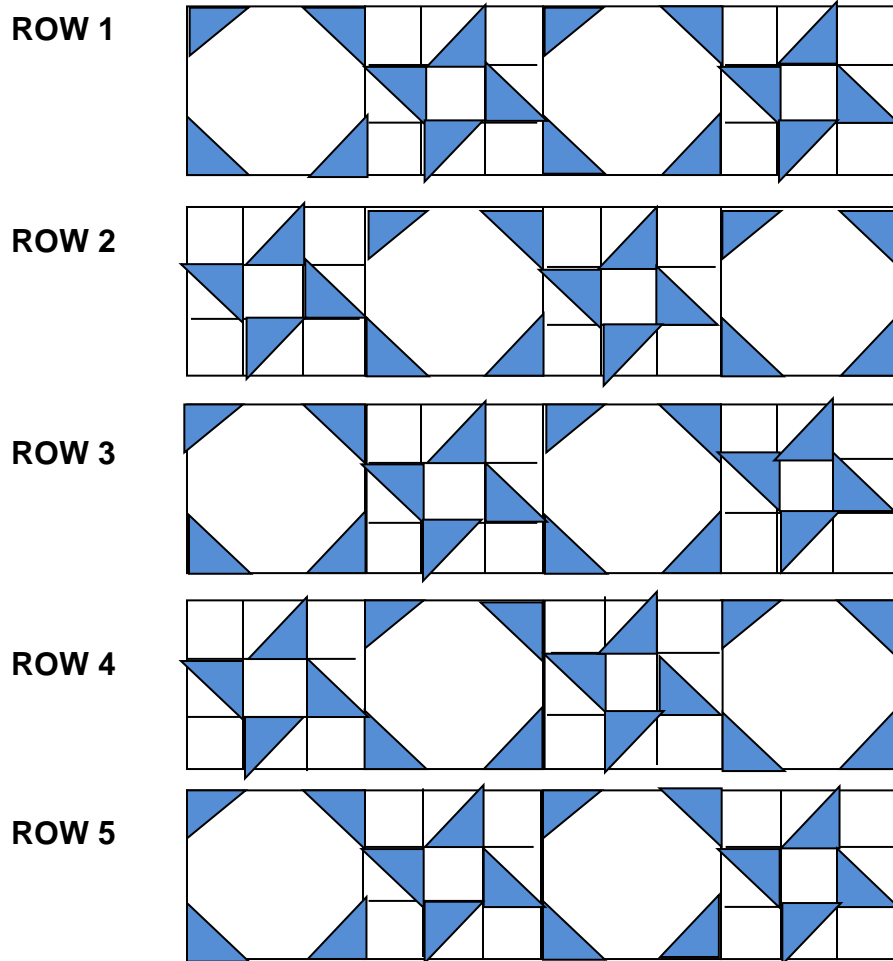
ROW 6



When sewing your blocks together press the seams to the appliqué blocks. Once your Rows are constructed, sew them together. Press these seams open to reduce bulk .

Small Quilt

Set your quilt in 5 rows of 4 blocks as shown below.



When sewing your blocks together press the seams to the appliqué blocks. Once your Rows are constructed, sew them together. Press these seams open to reduce bulk .

This pattern is intended for personal and donation quilting only. For copies of the full pattern, contact Kathryn Greenwold at lcgreeny@aol.com.